

house's *Lagomys ogotoma*, the description of which was based on this specimen, while the skull characters of the genus *Ogotoma*, as given by Gray, were also drawn up from it. And it has been again redescribed by Bonhote as *Ochotona ogotona*, and stated to be nearly related to *O. ladacensis* Günth.

The name *O. pallasi* and the descriptions above quoted will therefore have to be reckoned with by future writers about this difficult group.

"Not common—somewhat diurnal. Frequents the hill-sides where grows a stiff fragrant weed on which it seems to feed. In several old fox-burrows I found great masses of cuttings of this weed, and in that immediate vicinity trapped five of the series. Their burrows are not clean-cut and vary greatly in diameter. Where several of these animals live near together their holes are connected on the surface by a network of little trails. The presence of these animals is generally betrayed by little piles of spherical droppings at the mouth of the burrow, indicating also that the occupants are cleanly in habit."—*M. P. A.*

3. Descriptions of new Species of Butterflies of the Division Rhopalocera from Africa and from New Guinea. By G. T. BETHUNE-BAKER, F.L.S., F.Z.S.

[Received January 21, 1908.]

(Plates VIII. & IX.*)

ACREA BENI, sp. n.

♂. Both wings bright orange-red. Primaries with termen and apical half of costa linear, black, with all the terminal parts of the veins outlined finely with black, tapering finer basewards; a black spot in the cell, another at the end of the cell, beyond this three subcostal confluent small spots with a larger one shifted outwards between veins 4 and 5 and a smaller spot below it between 3 and 4, a spot below the end of the cell, two between veins 1 and 2, one near the base and one near the termen. Secondaries with costa narrowly black, with a subterminal scalloped line confluent with the costa along the veins, terminal part of veins slightly marked with black, base irregularly restrictedly black; a series of three subbasal spots, that in the cell shifted slightly outwards, a spot at the upper end of the cell; a curved series of postmedial spots, that near the angle of vein 2 shifted well inwards with one below it shifted well outwards.—*Under side*. Primaries as above, but paler. Secondaries ochreous, with pink internervular stripes; the spots as above, but smaller, and the base broken up into five or six spots instead of being all confluent as above.

♀. Both wings dirty brown, with smaller spots and no basal spot in the fold of the primaries. Secondaries with the black

* For explanation of the Plates, see p. 126.



1



7



13



2



8




14



3



9



15



4



10



16



5



11



17



6



12




18

E. C. Knight ad nat. del.


West, Newman chromo.



1




6



11



2



7




12




3



8




13



4



9



14



5



10



15

termen heavily accentuated. Under side like the male, but dirty ochreous.

Expanse, ♂ 52, ♀ 56 mm.

Hab. Angola.

Types in my collection.

PENTILA MULTIPLAGATA, sp. n.

Thorax black; abdomen pale tawny.

Both wings tawny, with somewhat scalloped very broad black outer margins. Primaries with costa narrowly black, with two blackish spots over the cell, a larger one at the end of the cell, and three postmedial spots in a curve from vein 1 to 3, one between each vein. Secondaries with a spot closing the cell, and a postmedial series of seven spots following the course of the black termen, the lower three spots being more basewards than the upper four.—*Under side.* Primaries tawny, with apical half of termen yellowish. Three spots over the cell, one closing it and another spot between veins 1 and 2 near the angle; a postmedial series of eight spots beginning at and above the third costal spot; a subterminal series of six spots, the apical three being broad dashes, the toral three being largish spots. Secondaries paler than primaries; a curved series of five basal spots, the one on the costa and that in the cell very small, the three lower curved ones large, ending below the angle of vein 3; a postmedial series of nine large spots, extending around the greater portion of the wing; a subterminal series of seven large spots.

Expanse 40 mm.

Hab. Makala, Congo Free State.

In the Powell-Cotton collection.

This species belongs to the *P. amenaida* Hew. group.

CITRINOPHILA UNIPUNCTATA, sp. n.

♀. Both wings lemon-yellow. Primaries with apical area broadly black in a fairly even curve internally, except that there is a slight break at vein 4, tapering down to about vein 2, where it ends. Secondaries with termen very finely black, frequently interrupted by the yellow ground.—*Under side.* Both the wings paler lemon-yellow, with a single black spot at the end of the cell in each. Primaries with the black apex showing slightly through, the costa and termen finely dotted with black all round. Secondaries with termen finely dotted with black at the veins.

Expanse 34 mm.

Hab. Makala, Congo Free State: March.

In the Powell-Cotton collection.

DEUDORYX MAKALA, sp. n. (Plate IX. fig. 4.)

♂. Both wings brilliant metallic bluish green, of a tone of colour not uncommon in the Neotropical *Thecle*, but very unusual in the Western Hemisphere. Primaries with costa narrowly black; apex broadly black, tapering narrowly to about vein 2.

Secondaries with costa blackish to vein 7, a small round creamy sex-spot on the upper margin of the cell; termen with a fine linear black line with white fringes.—*Under side*. Both wings white. Primaries with a very broad olive-brown termen, having a fine intersecting white line from the tornus to vein 4 or 5, and a second short fine white intersecting external dash from the tornus to about vein 2; a very broad, olive-brown, waved tapering post-medial band immediately beyond the cell right across the wing, a small pencil of black hairs a third from the base of the inner margin. Secondaries: apex with a short apical olive-brown dash and a very broad olive-brown subterminal band from just beyond the apex to the anal angle, the anal portion largely suffused with orange-red, a deep black oval spot between veins 2 and 3, with a smaller black lobe-spot somewhat suffused with very pale bluish-metallic scales; sex-spot showing through olive-brown.

Expanse 32–36 mm.

Hab. Makala, Congo Free State: June.

In my collection and in that of Major Powell-Cotton.

This species is nearest *Hypolycaena naava* Hew., but has no sex-spot in the primaries.

DEUDORYX ITURI, sp. n. (Plate IX. fig. 7.)

♂. Both wings lustrous cobalt-blue. Primaries with costa narrowly black; apex very broadly black, tapering gradually to the tornus, the blue area being gradually rounded off externally. Secondaries with costa blackish to vein 7; termen linear, black; a fair-sized creamy sex-mark above the cell, and a small pencil of black hairs between veins 1 and 2.—*Under side*. Both wings white, with apex and termen of primaries broadly grey, with a whitish bisecting line; postmedial line broadly fawn-yellow, occasionally nearly straight, but generally with an internal curve more or less strong; inner margin with a pencil of pale yellow hairs about a third from the base. Secondaries with termen broadly grey, with a whitish bisecting line, an oval black spot between veins 2 and 3 in a large pale yellow patch extending more or less to the lobe, which has a small black spot with a slight metallic-blue edging above, over which is an angled orange-red line. Post-medial line broadly yellow, broken at vein 4, with a double angle between veins 1 and 3. The sex-spot showing through very slightly. Two tails, one at vein 2, another at 3; at 4 a tooth.

Expanse 33–36 mm.

Hab. Makala, Congo Free State: April.

In my collection and in that of Major Powell-Cotton.

DEUDORYX ELEALODES, sp. n. (Plate IX. fig. 6.)

♂. Both wings bright blue, not lustrous. Primaries with the apex broadly blackish, tapering very rapidly off on the costa and less rapidly on the termen to the tornus, where it is linear. Secondaries with costa blackish to vein 7. Tail at vein 2 long and fine, at vein 3 quite short. The small sex-patch between

veins 1 and 2 similar to that in *D. eleala* Hew. Lobe slightly developed.—*Under side*. Both wings dirty whitish all over, without any grey border to the termen. Primaries with a narrow, very slightly oblique, pale yellow postmedial line tapering into a point on the fold; subterminal line obscure, very pale yellow; a sex-pencil of black hairs on the fold. Secondaries with the two lines of the primaries continued through. Lobe-spot black, very small, with a minute spot of metallic-blue scales above; second spot in a patch of obscure very pale yellow, with a trace of whitish-blue submetallic scales at its upper edge.

Expanse 26–32 mm.

Hab. Makala, Congo Free State.

In my collection and in that of Major Powell-Cotton.

This species is a near ally of *D. eleala* Hew., but the blue of the upper side is quite different—being blue, not green; the under side is also different and the markings readily distinguishable.

IOLAUS COTTONI, sp. n. (Plate IX. fig. 14.)

♂. Primaries brilliant metallic lustrous greenish blue, extending over the cell and two-thirds of the radial area below vein 4 and the entire lower portion of the wing. Costa broadly black, apex black to the cell; termen tapering rapidly to vein 2. Secondaries entirely brilliant greenish blue like the primary, with almost linear black termen, apex with black very restricted, a large black shiny sexual patch to over the cell. Fringes snow-white.—

Under side. Both wings white. Primaries with apex broadly grey, rapidly tapering to vein 1 *a*, a short interrupted linear line from vein 6 to 3, with the white of the wing broadly edging it outwardly. Secondaries with a linear blackish subterminal line (interrupted at the veins) from the costa to the inner margin, angled as usual between veins 1 and 2; a defined small blood-red spot between veins 2 and 3; lobe-spot black, quite small, edged externally with bronzy metallic green and above with a small blood-red patch, over the lower part of which are superimposed pale metallic-blue scales; three shortish tails, the third little more than a tooth.

Expanse 38 mm.

Hab. Makala, Beni, Congo Free State: July.

Type in the Powell-Cotton collection.

IOLAUS BILINEATA, sp. n.

♀. Primaries brown, with three-quarters of the fold and the cell and the angle between veins 2 and 4 whitish, suffused more or less with very pale metallic blue, the outer part having less suffusion. Secondaries brownish, with the basal two-thirds suffused with very pale metallic blue; a white subterminal stripe bisecting the broad brown termen, a vermilion anal spot, and a black marginal spot with slight metallic-bluish scales.—*Under side*. Both wings white. Primaries with a defined brown ex-curved postmedial stripe, very slightly waved between each vein,

but not broken; a similar, much broader, but less-defined subterminal stripe from about vein 8 or 9; apical half of terminal area suffused with brownish to the postmedial line, tornal half suffused nearly to the subterminal line. Secondaries with a similar brown postmedial stripe as in the primaries, but interrupted above the vermilion patch; subterminal line yellowish brown to the vermilion patch; a dark suffused shading precedes the termen; a largish patch of bright red (almost vermilion) from above vein 3 into the lobe, with a black spot below vein 3, edged above with a dash of brilliant metallic pale blue, a similar dash extending to the lobe, a small black spot in the lobe; three tails, that at the lobe being the shortest.

Expanse 34 mm.

Hab. Makala, Congo Free State: March.

Type in the Powell-Cotton collection.

The measurement of this species may not be normal; it is in poor condition and slightly shrivelled, the left secondary being much smaller than the right.

POWELLANA, gen. nov.

Palpi with second segment scaled smoothly and somewhat swollen, reaching well above the vertex; third segment longish, fine, smoothly scaled; eyes smooth; antennæ tapering very gradually into a very fine club.—*Neuration.* Primaries with vein 2 a third from the angle, 3 from well before the angle, 4 from the lower angle, 5 from above the middle of the discocellulars, 6 from the upper angle, 7, 8, and 9 forked, 8 near apex, 9 well beyond the middle, 10 and 11 stalked from a short stalk from the cell. Secondaries with vein 2 from beyond the middle, 3 and 4 from the lower angle, 5 from well above the middle, 7 from a third before the angle. Wings ample. Primaries: costa strongly but evenly arched; termen evenly curved. Secondaries subtriangular; termen evenly arched; apex angled, anal angle somewhat acute.

Type, *Powellana cottoni* B.-B.

POWELLANA COTTONI, sp. n. (Plate IX. fig. 13.)

♂. Both wings cobalt-blue. Primaries with apex broadly black, extending slightly into the costa; termen very broadly blackish, invading the blue in a slight inward curve, tapering very little at the tornus. Secondaries with costa broadish black, termen less broadly black, fold grey from vein 1. Fringes whitish in both wings.—*Under side.* Both wings with broad zebra-like stripes alternating sublustrous white and olive-brown with fine linear subterminal lines; termen finely brown. Primaries with the final zebra stripe in the postmedial area met at right angles below the apex by a horizontal stripe from the middle of the costa, over which is a short similar dash; a double curved subterminal brown line, parallel with the termen, touches the

angle just referred to. Secondaries with a curved subterminal line as in the primaries, but double only between veins 4 and 6.

Expanse 44 mm.

Hab. Makala, Congo Free State: June.

In the Powell-Cotton collection.

The under side of this species at once separates it from all others.

LEPTOMYRINA MAKALA, sp. n.

Both wings dark brownish grey. Primaries with one or two ocellated spots at the tornus, the pupil blackish, the iris creamy. Secondaries with two similar spots at the anal angle and above them a terminal stripe margined on each side by a fine creamy line interrupted at the veins, a second fine creamy line nearer the cell also interrupted.—*Under side* warm stone-grey. Primaries with cell closed by a pale brownish dash with white centre, above and beyond this two small brown costal spots; postmedial stripe brown edged with white, broken slightly below vein 4; subterminal line brown, white-edged, curved inversely to the postmedial line, with a black spot in the tornus. Secondaries with a pale brownish dash closing the cell with a white centre, above it below the costal vein and nearer the base a twin spot, another spot at about the centre of the costa; on the inner margin a spot below the cell-spot; a very interrupted postmedial line strongly fractured below vein 4; subterminal line slightly interrupted and excurved, another indefinite line beyond it, a black spot between veins 2 and 3 and another at the lobe, both edged above with orange-yellow. A long brown tail edged with white.

Expanse 29–31 mm.

Hab. Makala, Congo Free State.

In my collection and in that of Major Powell-Cotton.

HYPOCISTA AROA, sp. n. (Plate IX, fig. 3.)

♂. Both wings sooty-brown with white areas. Primaries with the central two-thirds of inner margin and fold white extending obliquely to vein 4, above which the white disappears in vapoury smoky-brown. Secondaries almost sooty-black with extreme base brown; the antemedial, medial, and postmedial areas pure white, invading the broad blackish subterminal margin in an acute angle between veins 4 and 5; an oval deep black subterminal spot between veins 2 and 4 with two minute white pupils, the upper one smaller than the lower.—*Under side.* Primaries similar to the upper side, but the white area more defined. Secondaries similar to the upper side, but the white area more restricted and the black oval spot ringed with yellowish, then finely with black, and again more broadly with silvery; a similar smaller round spot at the upper apex; termen with a broad silvery line.

Expanse 44 mm.

Hab. Aroa River, British New Guinea.

Type in my collection.

THAUMAINA, gen. nov.

Palpi: second segment long, haired, reaching above vertex; third segment moderately long, almost naked; antennæ short, reaching only just beyond the middle of the costa. Eyes hairy.—*Neuration*. Primaries: vein 2 from about a third before the lower angle, 3 from well before the angle, 4 from the angle, 5 from about the middle of the discocellulars, 6 and 7 from the upper angle, the latter ending on the costa just in front of the apex, 8 stalked with 7 near costa, 9 absent, 10 from the cell, 11 rising rapidly to 12 and lying along it nearly all its length, but not anastomosing. Secondaries: 2 from well before the angle, 3 and 4 from the angle, 5 from above the middle of the discocellulars, 7 from just in front of the angle.

Type, *Thaumaina uranotauma* B.-B.

THAUMAINA URANOTAUMA, sp. n. (Plate IX. figs. 8 ♂, 9 ♀.)

♂. Both wings blackish. Primaries with the basal two-thirds brightish blue, the blue occupying the lower half of the cell only. Secondaries with the under side white, showing through on the costa and as a spot beyond the cell. Fringes tessellated white and black.—*Under side*. Both wings white with ocellated spots. Primaries with a black costal L-shaped mark at the base, a black dash at the centre of the costa, a subterminal irregular row of brownish-grey spots encircled narrowly with blackish; directly outside this row is a strongly scalloped pale brownish-grey line. Secondaries largely filled with confluent blackish spots, an irregular smallish black patch at the base; three spots across the middle of the wing, the first and third with white pupils, the second at the end of the cell more or less greyish; two black ringed spots with white pupils on the costa in front of the apex; a subterminal row of six black confluent spots rising on vein 6, the first four slightly curved, the fifth and sixth shifted right inwards, not entirely fractured, but coming just below the three spots across the middle; termen beyond these spots pale greyish brown, with small white spots on the termen.

♀. Like the male, but with the blue of the upper surface replaced by white and with a small whitish costal patch before the apex and a white spot below it.

Expanse 27 mm.

Hab. Angabunga River, British New Guinea.

Type in the Tring Museum.

CYANIRIS OWGARRA, sp. n. (Plate VIII. fig. 17.)

♂. Both wings pale slightly lustrous sky-blue. Primaries with a trace of white in the angle of veins 3 and 4; termen rather narrowly black, tapering slightly towards the tornus. Secondaries with the costa grey to the cell and vein 6; termen very narrowly black.—*Under side*. Both wings greyish white with pale liver-brown markings. Primaries with cell closed by a

slightly angled dash; postmedian line spotted, the costal spot shifted well inwards, all the spots interrupted at the veins, followed closely by the subterminal line of curved internervular dashes; termen very finely linear, preceded by a row of brownish dots. Secondaries with a basal series of three points; a small spot just outside this series in the middle of the cell, with another below it on the inner margin; cell closed by a fine line; a post-medial irregular series of spots, the costal one the darkest, the second shifted inwards, third and fourth well outwards, with a fifth small one below, sixth shifted inwards, seventh slightly angled outwards; subterminal line fine, scalloped, internervular small spots lying in the scallops; termen finely linear.

♀ with a subovate white patch in the primaries in the radial area; apical and terminal areas very broadly black nearly up to the white patch. Secondaries with the termen narrowly black, preceded by a row of internervular small black spots. Under side like the male.

Expanse 30 mm.

Hab. Owgarrá and Angabunga River, British New Guinea.

Type in my collection, other specimens in the Tring Museum.

CYANIRIS DRUCEI B.-B. (Plate VIII. fig. 16.)

♀. Both wings lustrous silvery blue, the primaries more metallic than the secondaries. Primaries with the costa very broadly and uniformly black to half over the cell; apical area and termen yet more broadly black. Secondaries with costa greyish brown over the cell and below vein 6, a row of subterminal round small black spots. Under side like the male, as described by me in the *Ann. & Mag. Nat. Hist.* ser. 7, vol. xvii, p. 102 (1906).

This female is in the Tring Museum, from the Angabunga River, B. N. Guinea.

CYANIRIS ACESINA B.-B. (Plate VIII. fig. 10.)

♀. Both wings pale sublustrous blue. Primaries with the costa broadly black; termen rather broader black. Secondaries with the costa sooty grey to over vein 7; termen with a row of internervular black spots. Under side like the male as described, *l. c.* p. 103.

In the Tring Museum from the Angabunga River, B. N. Guinea.

CYANIRIS BIAGI, sp. n. (Plate VIII. fig. 11.)

♂. Both wings pale violet-blue, with very fine linear brown termen.—*Under side.* Both wings silvery greyish white. Primaries with the cell closed by a yellowish dash; postmedial line yellowish, twice broken, the first spot detached well inwards as also the bottom spot below vein 3, the middle portion between veins 6 and 3 straight and confluent, subterminal row of yellowish scallops; termen with pale yellowish internervular dashes. Secondaries with three subbasal yellowish dots, the middle one in the cell shifted outwards, another dot on the inner

margin nearly below the yellowish dash closing the cell; post-medial row of spots broken at vein 6, the third, fourth, and fifth nearly confluent and shifted well outwards, seventh well inwards and isolated, eighth outwards; subterminal line scalloped, followed by a row of internervular dots.

Expanse 34 mm.

Hab. Biagi, 5000 ft., B. N. Guinea.

Type in my collection.

UPOLAMPES, gen. nov.

Palpi roughly scaled; end segment smooth, porrect, not upturned, second segment not as long as up to the vertex. Eyes hairy.—*Neuration.* Primaries: vein 2 from just beyond the middle of the cell, 3 from well in front of the angle, 4 from the angle, 5 from above the middle of the discocellulars, 6 from the upper angle, 7 and 8 absent, 9 from the cell, 10 from the cell, 11 anastomosing very shortly with 12. Secondaries with vein 2 from near the middle of the cell, 3 from just before the angle, 4 from the angle, 5 from above the middle, 7 from well before the upper angle. Primaries with costa strongly arched, termen boldly curved. Wings broad. Secondaries evenly rounded, of moderate size.

Type, *Upolampes striata* B.-B.

UPOLAMPES STRIATA, sp. n. (Plate IX. fig. 15.)

Both wings dull purple, with a subdued but strong metallic lustre; termen in each wing broadly blackish, rather indefinite. The under-surface markings show dimly through.—*Under side.* Both wings white, with oblique broad brown bands. Primaries with a very oblique subbasal band; medial band broad, but rather less oblique; postmedial band almost spotted, less oblique, again slightly broken at vein 7, a subterminal row of scalloped spots; termen with fine white dashes in the scallops just mentioned. The postmedial band has a trace of a pale internal band. Secondaries with the same bands as in the primaries, but the postmedial one is entirely broken at vein 6 and it has a distinct whitish internal jagged line. Cell closed by a brown dash.

Expanse 30 mm.

Hab. Aroa River, 4000–5000 ft.: June.

Type in the Tring Museum.

CALLICTITA, gen. nov.

Palpi with second segment fringed with long hair reaching above the vertex, third segment shortish, smoothly scaled; frons thickly haired; eyes densely hairy; antennæ reaching beyond the middle of costa, ending in a gradually tapered club.—*Neuration.* Primaries with vein 2 from a third in front of the lower angle, 3 from well in front of the angle, 4 from the angle, 5 from the middle of the discocellulars, 6 from the upper angle, 7 and 8

stalked on a long stalk from just in front of angle, 9 absent, 10 from the cell, 11 rising rapidly to 12 and shortly anastomosing with it. Secondaries with vein 2 from well before the lower angle, 3 and 4 on a short stalk from the angle, 5 from about the middle of the discocellulars, 7 from just before the upper angle.

Type, *Callictita cyara*, B.-B.

CALLICTITA CYARA, sp. n. (Plate VIII. fig. 1.)

♂. Primaries very dark brown, with a large subovate black median patch whose edges are shot with purplish blue: this spot is composed of differently placed scales, as in the African genus *Uranothauma* Btl., only in a different position, and I should expect it to be sexual. Fringes brown. Secondaries white, slightly creamy, with a very broad blackish costa and somewhat less broad blackish termen, base very restricted black. Fringes tessellated black and white.—*Under side*. Both wings white with brown markings. Primaries with base brown except for a white costal dash, a broad outwardly oblique irregular median band, a broadish postmedial band to vein 2 curved and slightly tapering; termen very broadly brown. Secondaries with base and inner margin brown, the base having, as it were, two sharply rectangular steps in it, inner margin obscurely marked with whitish; termen broadly but irregularly brown, with a black marginal spot between veins 2 and 3 and at the angle edged above with metallic blue, a short tail at vein 2. An isolated quadrangular spot in the middle of the costa.

Expanse 30 mm.

Hab. Owarra; Angabunga River, 6000 feet.

Type in my collection, other specimens in the Tring Museum.

I have a single specimen from Owarra; but there is a series from the Angabunga River, a small tributary of the larger St. Joseph River.

MAMBARA, gen. nov.

Palpi upturned, second segment thickly scaled, with long hairs, tapering shorter to the third segment, reaching above the vertex, third segment smoothly scaled, longish; antennæ reaching to beyond the centre of costa, not long, terminating in a club. Head and frons thickly haired; eyes hairy. Legs smooth, mid tibiæ with a short pencil of hairs on the inner side at the femoral joint. Wings—Primaries with costa strongly arched, termen slightly rounded at apex, and tornus almost excavated between veins 3 and 6. Wings broad. Secondaries with termen straight from below vein 7 to vein 4.—*Neuration*. Primaries with vein 2 from beyond the middle of the cell, 3 from just before the lower angle, 4 from the lower angle, 5 from above the middle of the discocellulars, 6 and 7 on a very short stalk from the upper angle in the male; in the female 6 from the angle, 7 from the cell, 8 stalked from 7 from near the apex, 9 and 10 absent, 11 with a minute bar to 12. Secondaries with vein 2 from beyond the cell, 3 and 4 from the

angle, 5 from above the middle, 6 and 7 from the upper angle ; in the female vein 7 rises from the cell, not from the angle.

Type, *Mambara nigropunctata* B.-B.

MAMBARA NIGROPUNCTATA, sp. n. (Plate VIII. fig. 5.)

♂. Both wings white, with restricted black bases. Primaries with a black spot closing the cell, costa narrowly black ; apex and termen to vein 1 very broadly black, the black apical area reaching nearly to the cell and to the middle of the costa, with a deep indentation between veins 3 and 4. Secondaries with the black spots of the under side showing through and a black terminal short dash at vein 2.—*Under side*. Primaries white, with a basal black spot, a large oblong spot at the end of the cell, a very broad irregular angled black band from just beyond the middle of the costa to the termen, the radial and terminal areas being black between veins 5 and 2 ; apical area white with a small black apical spot. Secondaries creamy white, with a sub-basal round black spot between vein 8 and the cell, below which is a three-armed basal mark (remining one of the Manx Arms) ; postmedial stripe black, very interrupted, consisting of a costal apical spot with a broadish dash below it shifted inwards, and a small black spot below it, a black crescent shifted outwards, a spot below it in the angle of vein 3, and further in another spot in the angle of vein 2, below which shifted slightly outwards is a broad dash to the middle of the inner margin, a black spot below on this margin, and a black spot on the termen between veins 2 and 3.

♀ like the male ; but in the primaries the basal black patch extends nearly all over the cell, and is confluent with the apical area, whilst in the secondaries there is a slight subterminal brownish dusted indefinite line.

Expanse 30 mm.

Hab. Biagi, 5000 ft., January ; Owgarra.

Types in my collection, other specimens in the Tring Museum.

CANDALIDES MARIA, sp. n.

♂. Both wings uniform dull mauve-blue, with fine black linear costa and termen, and white fringes.—*Under side*. Both wings pure shining white, with fine linear pale ochreous-brown markings. Primaries with a twice-broken postmedial line, the middle part between veins 2 and 6 shifted outwards, a subterminal line composed of fine internervular dashes ; termen very fine, linear, brown ; secondaries with four basal points below each other, a larger point below the angle of vein 2, a fine dash above the angle of vein 7 ; the postmedial line broken as in the primaries, but the middle part shifted further out ; subterminal line connected throughout, a very fine brown linear termen, a black spot at the angle, and termen finely spotted to vein 6.

Expanse 40 mm.

Hab. Aroa River, October.

Type in my collection.

CANDALIDES NEURAPACUNA, sp. n. (Plate IX. fig. 10.)

♂. Both wings sooty black, with sublustrous blue areas. Primaries with the blue area occupying the cell to the inner margin and a good half of the radial area, the base of veins 2, 3, and 4 thickened, and the white of the under side showing through slightly along the fold and the basal half of the internervular spaces of veins 2 to 4. Secondaries with the blue area very subdued and suffused with fine black irrorations, occupying the cell and about half the radial area to vein 2.—*Under side.* Both wings silvery white with pale brown markings. Primaries with a fine dash closing the cell; a postmedial line of }-shaped marks interrupted at the veins, a subterminal line of fine internervular dashes, a terminal obscure row of fine points. Secondaries with a basal row of four dots, an antemedial row of three dots above which is a short erect costal dash. Cell closed by a fine dash; a postmedial row of internervular }-shaped marks, a subterminal row of fine similar marks, a terminal row of dark dots.

Expanse 40 mm.

Hab. Angabunga River, 6000 ft.

Type in Tring Museum.

CANDALIDES GRANDISSIMA, nom. nov. (Plate VIII. fig. 15.)

Mr. Grose Smith has already described a species of *Holochila* (*Rhop. Exot., Lyc. Orient.* p. 14, pl. xviii.) under the name *grandis*; therefore my species *C. grandis* requires a new name as *Candalides* and *Holochila* are synonymous. I propose, therefore, the name *grandissima*. In Meeke's collection from the Angabunga River is a series of males and one female, which latter I now describe. Both wings brownish black. Primaries with base blackish, the lower part of the cell, the median part of the fold, and half the radial area from just above vein 4 white. Secondaries brown rather than black, with the cell and slightly below it, and half the radial area above vein 4 to 7 white.

CANDALIDES GLORIOSA, sp. n. (Plate VIII. fig. 3.)

♂. Both wings most brilliant metallic lustrous bright cobalt-blue. Primaries with apex broadly black, tapering rapidly to the tornus; costa black to the costal vein. Secondaries with costa above vein 6 brownish, termen narrowly black.—*Under side.* Both wings spotless silvery white. Secondaries with a trace of obscure black internervular terminal points.

♀. Both wings dark brown. Primaries with half the cell to the inner margin and half the radial area below vein 4 bright lustrous pale blue, with the white under side showing through in the radial area between veins 2 and 4. Secondaries with a very slight suffusion of blue in the cell and beyond and slightly below it.—*Under side.* Both wings uniform spotless shining cream-colour, with black internervular terminal dashes.

Expanse, ♂ 41, ♀ 39 mm.

Hab. Angabunga River.

Type, ♂ in my collection, ♀ in the Tring Museum.

CANDALIDES AROA, sp. n. (Plate VIII. fig. 7.)

♀. Both wings blackish, with pale metallic-blue areas. Primaries with the blue area occupying the lower half of the cell to the inner margin and half of the radial area to about vein 4. Secondaries with the blue area confined to the cell to vein 1 *a*, and occupying the greater part of the radial area to about vein 6.—*Under side*. Uniform creamy spotless whitish. In the secondaries there are dark short dashes at the end of the veins.

Expanse 36 mm.

Hab. Aroa River.

Type in my collection.

In shape this species should be a male, as both the wings are of the normal shape of that sex; the fore tarsi, however, together with the very restricted blue areas, show it to be a female.

CANDALIDES PRATTI, sp. n. (Plate VIII. fig. 13.)

♂. Both wings bright metallic purplish blue. Primaries with a linear black costa; termen narrowly black, increasing somewhat at the apex. Secondaries with costa white to vein 7, termen finely black; fringes white, finely black at the veins.—*Under side*. Both wings pure white, spotless except that the secondaries have a black dot above vein 1.

Expanse 33 mm.

Hab. Fak-Fak, Dutch New Guinea.

Type in my collection.

CANDALIDES DINAWA, sp. n. (Plate VIII. fig. 2.)

♂. Both wings rich metallic purplish. Primaries with a broad brown apex rapidly tapering both on the costa and the termen; termen narrowly brown below vein 2. Secondaries with costa pale brown to vein 7; termen narrowly black.—*Under side*. Both wings spotless slightly shining white, except that in the secondaries there is a small black spot above vein 1, and the termen is distinctly spotted with black at the end of the veins.

♀. Both wings brown. Primaries with a metallic bluish suffusion along the basal third of the fold and slightly above vein 1 *a*, and a good-sized white patch below the end of the cell, and for about the third of the internervular space between veins 3 and 4, and nearly half the space between 2 and 3. Secondaries uniform pale brown with scalloped termen. *Under side* exactly as the male.

Expanse, ♂ 31, ♀ 28 mm.

Hab. Dinawa, July and August.

Types in my collection.

CANDALIDES CYANA, sp. n. (Plate VIII. fig. 8.)

♂. Both wings bright lustrous pale sky-blue. Primaries with the costa evenly black to just over the upper margin of the cell; termen broadly black, tapering slightly to the tornus.